



STANDARD AND CRANKED CAMS

The "cam" is the metal plate, sometimes called a pawl or tongue, attached to the "tail" of a cam lock. The cam is the actual locking member.

With the lock fitted to the door, it turns behind the doorframe and is locked into position.

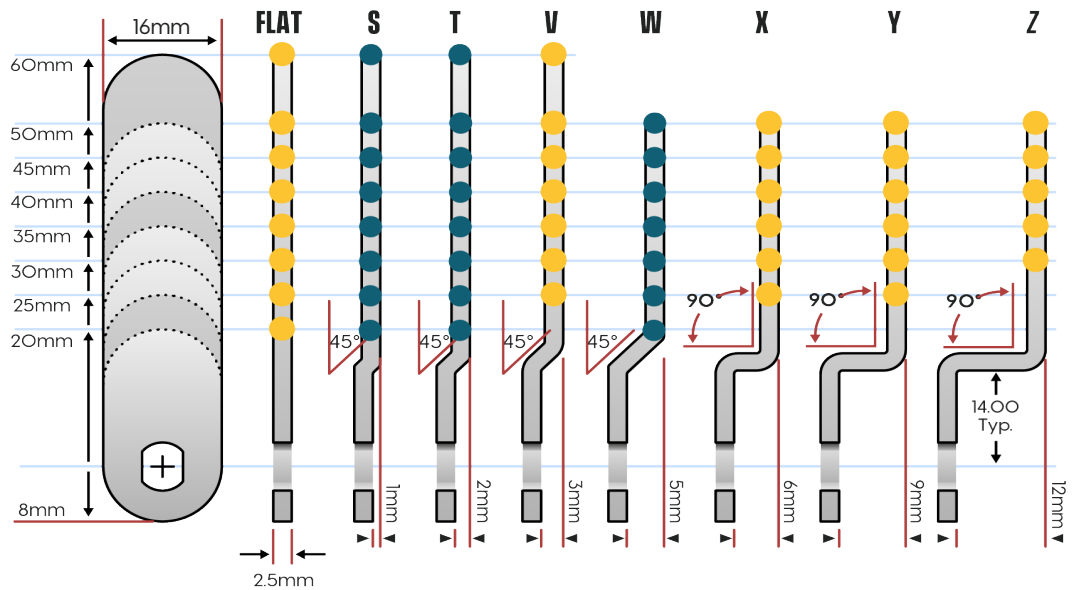
Cam options available

We offer the following styles:

- o Standard flat cams
- o Cranked cams
- o Cross-punched and double-punched cams
- o Hooked or "notched" cams
- o Adaptors

All of our cams are available from stock or made to order. **Accessories are not supplied and should be ordered in addition to your locking systems.** If you cannot find what you need from stock, special purpose cams can be made, subject to order quantity.

● Available from stock ● Special Order



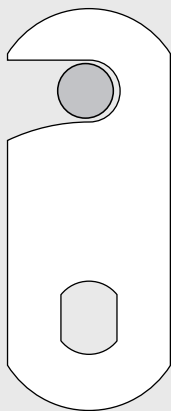
To order flat cams, simply specify the length required in mm. For cranked cams, please specify the length in mm followed by the letter shown above.

HOOKED CAMS

Hooked or "notched" cams are used for closures such as lids, to prevent opening. They may be flat or cranked and standard or cross punched depending on the lock.

To order, measure from the centre of the mounting hole to the hook, and the tip of the cam.

Hooked or "notched" cams can be fitted at positions other than the traditional 12 and 6 o'clock.



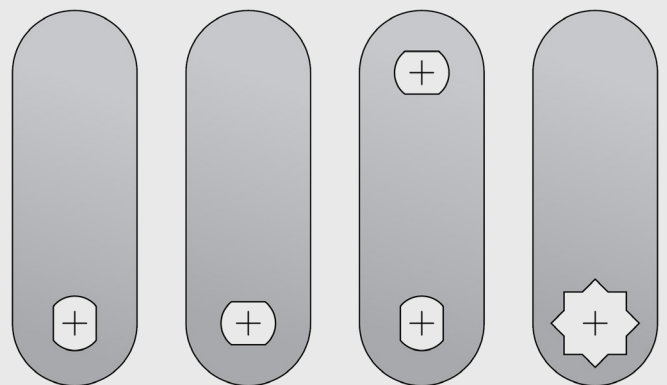
PUNCHING HOLES

Cross punched cams:

- o Typically have a single fixing hole
- o 3 or 9 o'clock fixing positions
- o Flat or cranked

Double punched cams:

- o Supplied with both standard and cross punched piercings
- o Accommodate all four fixing positions
- o Only supplied in the flat format



Standard Cross punched Double punched Star punched